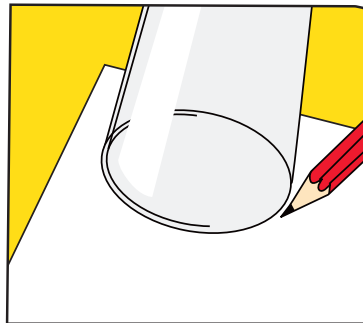


HANGING AROUND

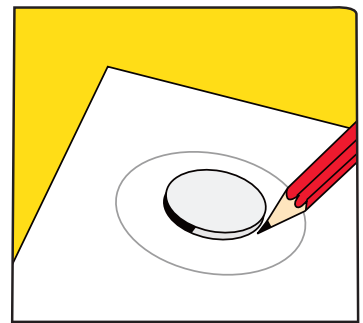
Doors are a great place to get some notice, everyone has to enter or leave through them. Make door hangers reminding people to save energy.

What you need

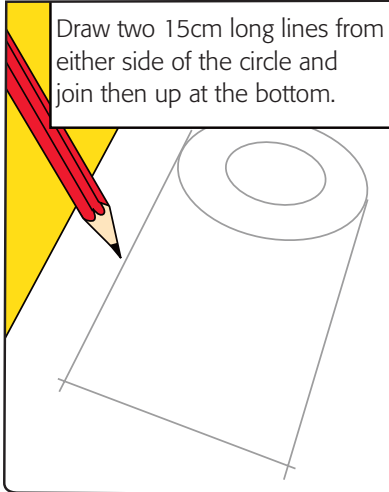
- Thick card
- Pencil, scissors & ruler
- Large drinking glass
- Large coin
- Coloured paper
- Colour markers



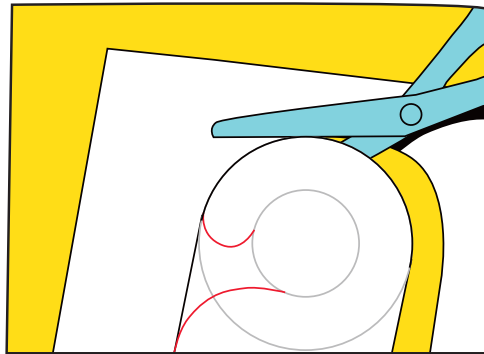
Draw around the base of the drinking glass on to the thick card.



Draw a small circle inside the large circle using a large coin.



Draw two 15cm long lines from either side of the circle and join them up at the bottom.



Complete drawing your door hanger with two curves like this. Now cut it out. You can use this one as a template to make more.

Use coloured papers, copies of the graphics on page 63 and colour markers to decorate your door hangers and get the message across.

